

SKIN CLEANSING

with JETT PLASMA LIFT



REJUVENATES
THE WORLD!

Cosmetic cleansing and skin brightening with JETT PLASMA LIFT designed for problematic skin in two simple steps.



1st STEP

- Apply JETT serum Liftvital and, if necessary, cover the serum with an ultrasonic gel.
- Set the device to maximum intensity.
- Treat the skin and inflamed areas with a 3 mm head for 15–20 minutes, keep the applicator in contact with the serum and gel covered skin.



2nd STEP

- Replace the applicator for a conical one.
- Treat the problematic areas by scanning method – keep the applicator moving, 1 mm above the skin.
- **Attention!** Do not stop with the applicator in one place. The device must always move over the skin.



Treatment Intervals

- 1st week – 2 treatments
- 2nd week – 1 treatment
- 3rd week – 1 treatment
- Maintenance treatment – once a month



JettPlasmaDevices

www.jett.eu

SKIN CLEANSING

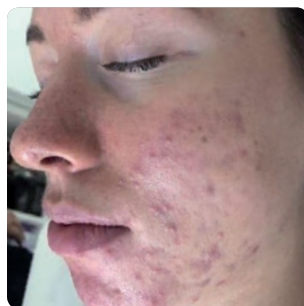
with **JETT** PLASMA LIFT



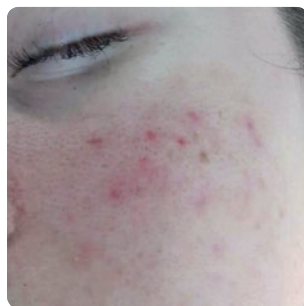
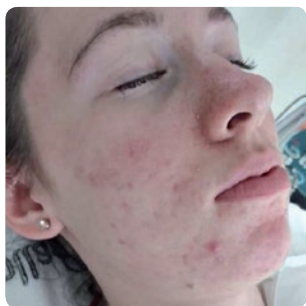
REJUVENATES
THE WORLD!



Before



After 1 session



Courtesy to Dagmar Ilcochova, Czech republic.

ENG - Acne 2019/01 Lift