

JETT PLASMA LIFT MEDICAL

FOR OPHTHALMOLOGISTS




REJUVENATES
THE WORLD!



Turn your surgical treatments
of **ectropion**
lower and upper eyelid
blepharoplasty, blepharitis
and others into non-surgical
ones with our patented device.

The
only direct
current plasma
device in the
world!



WHAT IS PLASMA?

Plasma is fourth state of matter – ionized gas, while the others are solid, liquid and gas. Unlike these three states of matter, plasma is not common on the Earth, you can observe it as thunderbolt. Artificially plasma can be generated by continuously transmitting the energy to gaseous material. **JETT PLASMA LIFT MEDICAL** uses DC fulguration with the spark flow area of only 0,1 mm².

Skin retraction as well as many other supportive effects allow you to treat your patients immediately in the ambulance. Totally controlled, precise, stable and accurate plasma discharge is the solution for various ophthalmic problems, moreover, non-invasive blepharoplasty, xanthelasma and other aesthetic imperfections could be treated as well.

**JETT PLASMA
LIFT MEDICAL**
—
ophthalmology
set



MAIN INDICATIONS

- Non-invasive blepharoplasty lower and upper eyelid
- Chronic blepharitis
- Xanthelasma
- Trichiasis
- Ectropion
- Scars correction
- Fibroma
- Verrucae
- Lentigo
- Teleangiectasia
- Keratosis
- Hemangioma

MECHANISM OF ACTION

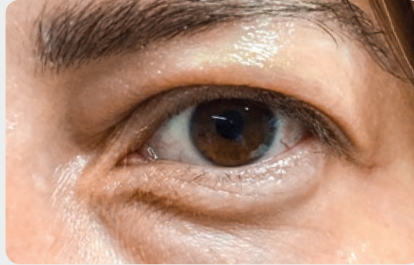
Blepharitis

- Release of Meibomian gland margins
- Softening of gland content, loosening and liquefaction of sebum and removal from the glands thanks to the plasma generated heat
- Anti-inflammatory effect – thrombosis of the vascular system round the Meibomian glands may play a role in reducing the local release of inflammatory mediators
- Elimination of the bacterial flora in the glands and their surroundings
- Increase of elasticity of the ligament fibres round the glands and their outlets (due to DC current)
- Plasma helps to increase production of the non-inflamed Meibomian glands

Ectropion

- Carbonization of tissue, its contraction and return to its original position

Non-invasive blepharoplasty



Before



After

Fibroma removal



Before



After

Xanthelasma



Before



After

Ectropion



Before



After

JETT PLASMA LIFT MEDICAL

FOR OPHTHALMOLOGISTS




REJUVENATES
THE WORLD!

The **JETT PLASMA LIFT MEDICAL** ophthalmology set is equipped with a PLASMA PEN extension, light, and ergonomic pen, which can be easily operated by your forefinger and the handheld switch and ensures optimal ease of use and mobility.

Gold applicators create plasma easily by holding the tip a few millimetres above the skin.

Additionally, **silver applicators** when in contact with the skin, are for electroporation rejuvenating treatments of the face and any body parts. Their effect on meibomic glands is being further studied.



Fine tip for = developed for the trichiasis treatment. Can be injected into the follicle.



APPLICATORS FOR PLASMA PEN MEDICAL



Made in the
Czech Republic, EU



EUROPEAN UNION
European Regional Development Fund
Operational Programme Enterprise
and Innovations for Competitiveness

CE 0123



JettPlasmaDevices

COMPEX, spol. s r.o., Palackého tř. 924/105, 612 00 Brno, CZ | info@jett.eu | www.jett.eu